

Baseline Estimates Chronic Disease
Hawaii Health Survey, HHS
Mortality 2011-2013 Selected ICD10 Codes

Kathleen Kromer Baker, MS, PhD
Research Statistician
Brian Y. Horiuchi, MPH, Supervisor
Office of Health Status Monitoring
Hawaii Department of Health

DOH, OHSM, K BAKER

Hawaii Surveys

- The HHS is one of two main surveys of the population of Hawaii
- Behavioral Risk Factor Surveillance Survey of Hawaii is the second, the BRFSS primarily samples adults
- Department of Health Website, the Data Warehouse, or the CDC to access data from the BRFSS

DOH, OHSM, K BAKER

HHS Background

- House to house survey beginning 1968
- Telephone survey beginning 1996
- Landline and Cell Phone Survey 2009
- Provided multi-ethnic estimates prior to Census 2000
- Information on all household members including children

Hawaii Health Survey Procedure Manuals Prepared by SMS Research & Marketing Services, Inc. and OHSM.

DOH, OHSM, K BAKER

Topics

- HHS chronic condition prevalence estimates
 - *Children – Asthma only presented*
 - *Adults*
- Mortality Select ICD10 Codes

DOH, OHSM, K BAKER

HHS

Chronic Health Conditions Percentage Presented

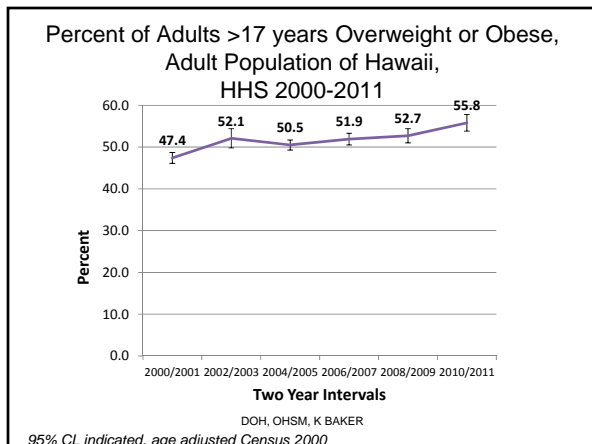
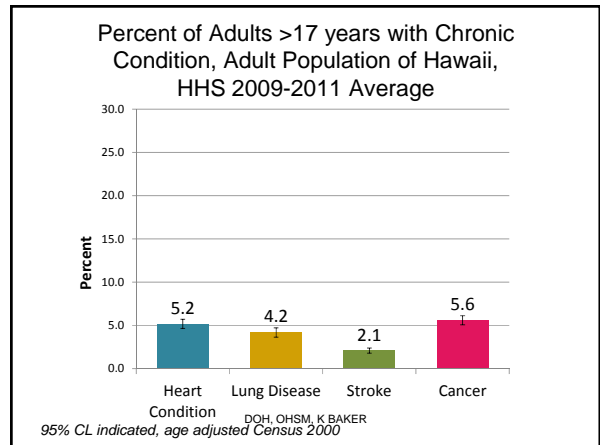
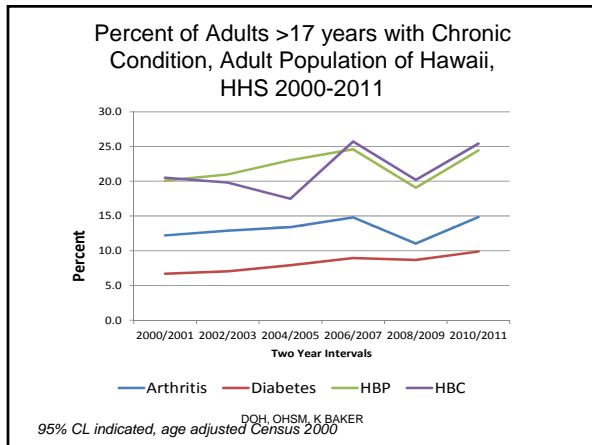
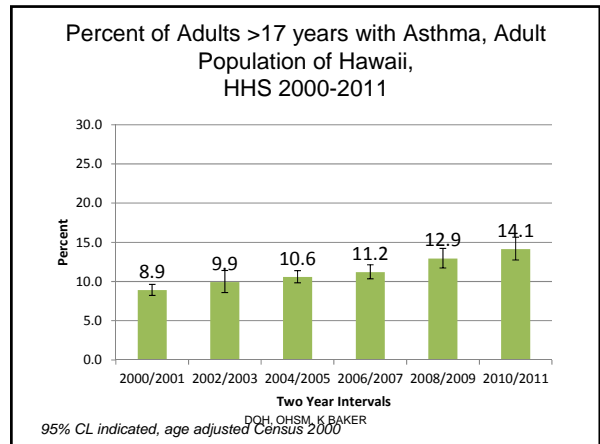
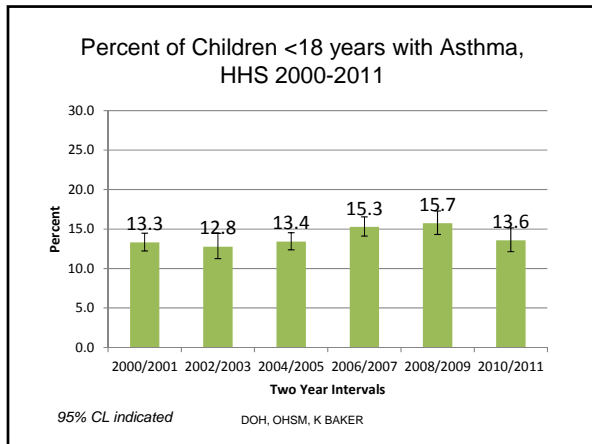
- *Children only, all years 2000-2012 – asthma*
- *Adults only, all years 2000-2012 - asthma, arthritis, diabetes, high blood pressure, high blood cholesterol, overweight or obese*
- *Adults only, 2009-2012 – cancer, heart, lung, stroke*

DOH, OHSM, K BAKER

Percent of Children <18 years with Asthma, HHS 2000-2011

YEARS	TOTAL		Asthma		
	Sample	Total Children	With Condition	%	95% CL
2000/2001	8,553	293,581	39,079	13.3	12.23-14.47
2002/2003	7,681	293,560	37,475	12.8	11.25-14.45
2004/2005	9,056	295,662	39,614	13.4	12.35-14.53
2006/2007	7,557	293,070	44,762	15.3	14.1-16.53
2008/2009	5,775	287,904	45,286	15.7	14.3-17.27
2010/2011	5,071	300,299	40,756	13.6	12.14-15.15

DOH, OHSM, K BAKER



Limitations of HHS

1. Telephone survey
2. Estimates are based on samples (drawn by a complex sample design) therefore, there is variability among estimates
3. Self-reported health information
4. Proxy information for other than adult respondent

DOH, OHSM, K BAKER

Mortality, Selected ICD10 Codes, Years 2011-2013
Office of Health Status Monitoring

HAWAII DEPARTMENT OF HEALTH	
YEARS 2011-2013	
VITAL RECORD DATA	
OFFICE OF HEALTH STATUS MONITORING	
N FATALITIES	ICD10 CODES
0	A27.0Leptospirosis icterohaemorrhagica
0	A27.8Other forms of leptospirosis
0	A27.9Leptospirosis, unspecified
0	A28.8Other specified zoonotic bacterial diseases, not elsewhere classified
0	A28.9Zoonotic bacterial disease, unspecified
1	T67.0Heatstroke and sunstroke
0	T67.1Heat syncope
1	X30 Exposure to excessive natural heat

DOH, OHSM, K BAKER